



# FRESHFOODS ANNUAL ENVIROMENT REPORT 2022

**Power Waste Management Pty Limited**

---

Prepared By

**Power Waste Management Pty Limited.**

ABN 34 160 922 181

262A Captain Cook Drive Kurnell, NSW, 2231 - T +612 9540 3777

W [www.powerwaste.com.au](http://www.powerwaste.com.au)

E [sales@powerwaste.com.au](mailto:sales@powerwaste.com.au)



AUSTRALIA PTY LIMITED

# TABLE OF CONTENTS

INTRODUCTION	3
PERFORMANCE	3
RECYCLING HIGHLIGHT FOR 2022	3
Operational Improvement	4
COLLECTION SUMMARY	5
Plastic Waste Bales	5
Bulk Bag Bales	5
HESSIAN BAGS	6
BIO-SECURITY WASTE	6
Fluorescent Tubes	6
TIMBER RECYCLING	7
Bean Bin	8
CARDBOARD / PAPER RECYCLING	9
COFFEE HUSKS	Error! Bookmark not defined.
COMMINGLE RECYCLING	11
STEEL RECYCLING	Error! Bookmark not defined.
LIQUID COFFEE	Error! Bookmark not defined.
GENERAL WASTE	12
Performance Graphs	13
PIE CHARTS BY VOLUME	13
PIE CHART BY WEIGHT	14
Landfill diversion	15

# INTRODUCTION

## PERFORMANCE

Freshfoods performed well the first year out of COVID, although there were significant role changes within the business, the previous processes and ease of operation, made it easy for the new members coming into the roles, adapt to the recycling initiatives implemented by the sustainability team. FreshFoods have maintained their commitment to recycling through strong leadership and management.

The business landfill diversion rate for the 2022 year sits at 81%, this is an outstanding achievement given the size of the organization.

## RECYCLING HIGHLIGHT FOR 2022

A new initiative implemented through CAL Technologies, was the introduction of the green garden waste collection bins, *(image1)* these bins remove the potential risk of contamination with the material collected being processed for compost, removing it totally from landfill, the green waste was previously collected in bulk bags and dragged around the site, this waste stream was always heavily contaminated previously incurring additional disposal costs.



*(Image 1)*

All other streams as indicated throughout the raw data reports demonstrate, that FreshFoods remains totally commitment to removing waste from landfill.

## Operational Improvement

Biosecurity waste was previously handled by Cleanaway Daniels, the impact of COVID meant that FreshFoods was not being collected as per the Australian Quarantine direction order constraints as it was ignored by the previous contractor.

This was flagged with Power Waste, we acted immediately by obtaining our Australian Quarantine and EPA license, we immediately provided the correct lockable bins which were fit for purpose and lockable and provided the treatment services as required, these bins show clear signage for direction of waste intended for destruction.

Power Waste also had the Biosecurity waste reclassified for destruction via Autoclave opposed to incineration, this presented significant savings for Freshfoods.

*The waste classification of the waste material from incineration to Autoclave process, demonstrated savings for the business of 53% in direct costs.*



The bins that were selected were all new, lockable and with the clear signage of the permissible contents.

Once the bins are collected for processing, the bins remain onsite at the processing facility until they are cleaned and sanitized then returned to FreshFoods.

# COLLECTION DATA SUMMARY

The tables below provide a snap short view of the raw data for each item collected and separated it into each category.

## Plastic Waste Bales

Date	Customer Name	Qty Scheduled	Qty Serviced	Serv Type	Container Type	Bin Volume	Route number	Weight
13/01/2022	Fresh Food Corporation P/L	1	1	PU	LDPE Plastic Bales	12	Pantech	720
25/03/2022	Fresh Food Corporation P/L	1	1	PU	LDPE Plastic Bales	14	Pantech	880
6/05/2022	Fresh Food Corporation P/L	1	1	PU	LDPE Plastic Bales	20	Pantech	880
3/06/2022	Fresh Food Corporation P/L	1	1	PU	LDPE Plastic Bales	8	Pantech	389
5/08/2022	Fresh Food Corporation P/L	1	1	PU	LDPE Plastic Bales	12	Pantech	448
9/08/2022	Fresh Food Corporation P/L	1	1	PU	LDPE Plastic Bales	12	Pantech	419
17/10/2022	Fresh Food Corporation P/L	1	1	PU	LDPE Plastic Bales	12	Pantech	368
22/12/2022	Fresh Food Corporation P/L	1	1	PU	LDPE Plastic Bales	30	Pantech	568
<b>Total</b>			<b>8</b>			<b>120</b>		<b>4672</b>

## Bulk Bag Bales

Date	Customer Name	Qty Scheduled	Qty Serviced	Serv Type	Container Type	Bin Volume	Route number	Weight
13/01/2022	Fresh Food Corporation P/L	1	1	PU	Bulk Bags Baled	40	Pantech	2450
10/03/2022	Fresh Food Corporation P/L	1	1	PU	Bulk Bags Baled	40	Pantech	2850
25/03/2022	Fresh Food Corporation P/L	1	1	PU	Bulk Bags Baled	32	Pantech	2150
6/05/2022	Fresh Food Corporation P/L	1	1	PU	Bulk Bags Baled	16	Pantech	700
3/06/2022	Fresh Food Corporation P/L	1	1	PU	Bulk Bags Baled	24	Pantech	2304
5/08/2022	Fresh Food Corporation P/L	1	1	PU	Bulk Bags Baled	26	Pantech	2673
17/10/2022	Fresh Food Corporation P/L	1	1	PU	Bulk Bags Baled	24	Pantech	2258
8/12/2022	Fresh Food Corporation P/L	1	1	PU	Bulk Bags Baled	20	Pantech	1930
22/12/2022	Fresh Food Corporation P/L	1	1	PU	Bulk Bags Baled	56	Pantech	1350
<b>Total</b>			<b>8</b>			<b>278</b>		<b>18665</b>

Under plastic waste category, we diverted a further 76 pallets of plastic core flute pallet liners, this equated to 118 cubic metres and 3942 Kilograms, these items were recovered and recycled via a reuse process, there was no disposal charge for this process.



## Hessian Bags

Date	Customer Name	Qty Scheduled	Qty Serviced	Serv Type	Container Type	Bin Volume	Route number	Weight
21/01/2022	Fresh Food Corporation P/L	1	1	PU	Hessian Bag Recycling	25	Hook	4.20
31/03/2022	Fresh Food Corporation P/L	1	1	PU	Hessian Bag Recycling	25	Hook	5.50
5/04/2022	Fresh Food Corporation P/L	1	1	PU	Hessian Bag Recycling	25	Hook	4.04
10/05/2022	Fresh Food Corporation P/L	1	1	PU	Hessian Bag Recycling	25	Hook	4.54
1/08/2022	Fresh Food Corporation P/L	1	1	PU	Hessian Bag Recycling	25	Hook	3.66
18/10/2022	Fresh Food Corporation P/L	1	1	PU	Hessian Bag Recycling	25	Hook	3.70
<b>Total</b>			<b>6</b>			<b>150</b>		<b>25.64</b>

## Biosecurity Waste

Date	Customer Name	Qty Scheduled	Qty Serviced	Serv Type	Container Type	Bin Volume	Route number	Weight
2/08/2022	Fresh Food Corporation P/L	1	1	PU	BIO SECURITY	1100	Pantech	1720
31/08/2022	Fresh Food Corporation P/L	1	1	PU	BIO SECURITY	1100	Pantech	1360
7/09/2022	Fresh Food Corporation P/L	10	10	PU	BIO SECURITY	1100	Pantech	660
<b>Total</b>			<b>12</b>			<b>3300</b>		<b>3740</b>

## Fluorescent Tubes

Date	Customer Name	Qty Scheduled	Qty Serviced	Serv Type	Container Type	Bin Volume	Route number	Weight
15/08/2022	Fresh Food Corporation P/L	1	1	PU	1.5m Fluro Tubes	1500	Pantech	650
<b>Totals</b>			<b>1</b>			<b>1500</b>		<b>650</b>

## Liquid Coffee Pits

Date	Customer Name	Qty Scheduled	Qty Serviced	Serv Type	Container Type	Bin Volume	Route number	Weight
31/08/2022	Fresh Food Corporation P/L	1	1	PU	Liquid Coffee	14000	Vacuum	14000
21/12/2022	Fresh Food Corporation P/L	1	1	PU	Liquid Coffee	17000	Vacuum	17000
<b>Total</b>			<b>2</b>			<b>31000</b>		<b>31000</b>

## Timber Recycling

Date	Customer Name	Qty Scheduled	Qty Serviced	Serv Type	Container Type	Bin Volume	Route number	Weight
1/03/2022	Fresh Food Corporation P/L	1	1	PU	TIMBER	20	Hook	1.76
29/03/2022	Fresh Food Corporation P/L	1	1	PU	TIMBER	20	Hook	1.30
20/05/2022	Fresh Food Corporation P/L	1	1	PU	TIMBER	20	Hook	1.12
6/06/2022	Fresh Food Corporation P/L	1	1	PU	TIMBER	20	Hook	1.28
21/06/2022	Fresh Food Corporation P/L	1	1	PU	TIMBER	20	Hook	0.76
1/08/2022	Fresh Food Corporation P/L	1	1	PU	TIMBER	20	Hook	1.40
15/08/2022	Fresh Food Corporation P/L	1	1	PU	TIMBER	20	Hook	1.14
13/09/2022	Fresh Food Corporation P/L	1	1	PU	TIMBER	20	Hook	1.34
28/09/2022	Fresh Food Corporation P/L	1	1	PU	TIMBER	20	Hook	1.06
25/10/2022	Fresh Food Corporation P/L	1	1	PU	TIMBER	20	Hook	1.30
17/11/2022	Fresh Food Corporation P/L	1	1	PU	TIMBER	20	Hook	1.40
19/12/2022	Fresh Food Corporation P/L	1	1	PU	TIMBER	20	Hook	1.08
<b>Total</b>			<b>12</b>			<b>240</b>		<b>14.94</b>

## Steel Recycling

Date	Customer Name	Qty Scheduled	Qty Serviced	Serv Type	Container Type	Bin Volume	Route number	Weight
29/03/2022	Fresh Food Corporation P/L	1	1	EMPTY	Steel	20	Hook	2.04
<b>Total</b>			<b>1</b>			<b>20</b>		<b>2.04</b>

## Bean Bin

Date	Customer Name	Qty Scheduled	Qty Serviced	Serv Type	Container Type	Bin Volume	Route number	Weight
21/01/2022	Fresh Food Corporation P/L	1	1	PU	FL4.5BEAN	4.5	F1GW5	120
28/01/2022	Fresh Food Corporation P/L	1	1	PU	FL4.5BEAN	4.5	F1GW5	350
11/02/2022	Fresh Food Corporation P/L	1	1	PU	FL4.5BEAN	4.5	F1GW5	930
18/02/2022	Fresh Food Corporation P/L	1	1	PU	FL4.5BEAN	4.5	F1GW5	640
4/03/2022	Fresh Food Corporation P/L	1	1	PU	FL4.5BEAN	4.5	F1GW5	410
10/03/2022	Fresh Food Corporation P/L	1	1	PU	FL4.5BEAN	4.5	F1GW4	210
18/03/2022	Fresh Food Corporation P/L	1	1	PU	FL4.5BEAN	4.5	F1GW5	320
25/03/2022	Fresh Food Corporation P/L	1	1	PU	FL4.5BEAN	4.5	F1GW5	380
1/04/2022	Fresh Food Corporation P/L	1	1	PU	FL4.5BEAN	4.5	F1GW5	470
8/04/2022	Fresh Food Corporation P/L	1	1	PU	FL4.5BEAN	4.5	F1GW5	490
22/04/2022	Fresh Food Corporation P/L	1	1	PU	FL4.5BEAN	4.5	F1GW5	540
29/04/2022	Fresh Food Corporation P/L	1	1	PU	FL4.5BEAN	4.5	F1GW5	100
6/05/2022	Fresh Food Corporation P/L	1	1	PU	FL4.5BEAN	4.5	F1GW5	500
13/05/2022	Fresh Food Corporation P/L	1	1	PU	FL4.5BEAN	4.5	F1GW5	310
20/05/2022	Fresh Food Corporation P/L	1	1	PU	FL4.5BEAN	4.5	F1GW5	360
23/05/2022	Fresh Food Corporation P/L	1	1	PU	FL4.5BEAN	4.5	F1GW1	370
27/05/2022	Fresh Food Corporation P/L	1	1	PU	FL4.5BEAN	4.5	F1GW5	410
3/06/2022	Fresh Food Corporation P/L	1	1	PU	FL4.5BEAN	4.5	F1GW5	360
10/06/2022	Fresh Food Corporation P/L	1	1	PU	FL4.5BEAN	4.5	F1GW5	560
17/06/2022	Fresh Food Corporation P/L	1	1	PU	FL4.5BEAN	4.5	F1GW5	270
23/06/2022	Fresh Food Corporation P/L	1	1	PU	FL4.5BEAN	4.5	F1GW4	280
7/07/2022	Fresh Food Corporation P/L	1	1	PU	FL4.5BEAN	4.5	F1GW4	250
14/07/2022	Fresh Food Corporation P/L	1	1	PU	FL4.5BEAN	4.5	F1GW4	180
21/07/2022	Fresh Food Corporation P/L	1	1	PU	FL4.5BEAN	4.5	F1GW4	250
28/07/2022	Fresh Food Corporation P/L	1	1	PU	FL4.5BEAN	4.5	F1GW4	250
4/08/2022	Fresh Food Corporation P/L	1	1	PU	FL4.5BEAN	4.5	F1GW4	340
11/08/2022	<b>Fresh Food Corporation P/L</b>	<b>1</b>	<b>2</b>	<b>PU</b>	<b>FL4.5BEAN</b>	<b>9</b>	<b>F1GW4</b>	<b>310</b>
18/08/2022	Fresh Food Corporation P/L	1	1	PU	FL4.5BEAN	4.5	F1GW4	430
25/08/2022	Fresh Food Corporation P/L	1	1	PU	FL4.5BEAN	4.5	F1GW4	590
1/09/2022	Fresh Food Corporation P/L	1	1	PU	FL4.5BEAN	4.5	F1GW4	450
8/09/2022	Fresh Food Corporation P/L	1	1	PU	FL4.5BEAN	4.5	F1GW4	300
15/09/2022	Fresh Food Corporation P/L	1	1	PU	FL4.5BEAN	4.5	F1GW4	300
23/09/2022	Fresh Food Corporation P/L	1	1	PU	FL4.5BEAN	4.5	F1GW5	280
29/09/2022	Fresh Food Corporation P/L	1	1	PU	FL4.5BEAN	4.5	F1GW4	310
6/10/2022	Fresh Food Corporation P/L	1	2	PU	FL4.5BEAN	9	F1GW4	200
13/10/2022	Fresh Food Corporation P/L	1	1	PU	FL4.5BEAN	4.5	F1GW4	420
20/10/2022	Fresh Food Corporation P/L	1	1	PU	FL4.5BEAN	4.5	F1GW4	390
27/10/2022	Fresh Food Corporation P/L	1	1	PU	FL4.5BEAN	4.5	F1GW4	380
3/11/2022	Fresh Food Corporation P/L	1	1	PU	FL4.5BEAN	4.5	F1GW4	380
10/11/2022	Fresh Food Corporation P/L	1	1	PU	FL4.5BEAN	4.5	F1GW4	300
17/11/2022	Fresh Food Corporation P/L	1	1	PU	FL4.5BEAN	4.5	F1GW4	250
24/11/2022	Fresh Food Corporation P/L	1	1	PU	FL4.5BEAN	4.5	F1GW4	270
1/12/2022	Fresh Food Corporation P/L	1	1	PU	FL4.5BEAN	4.5	F1GW4	320
8/12/2022	Fresh Food Corporation P/L	1	1	PU	FL4.5BEAN	4.5	F1GW4	410
15/12/2022	Fresh Food Corporation P/L	1	1	PU	FL4.5BEAN	4.5	F1GW4	310
<b>Total</b>			<b>47</b>			<b>211.5</b>		<b>16250</b>



## Cardboard / Paper Recycling

Date	Customer Name	Qty Scheduled	Qty Serviced	Serv Type	Container Type	Bin Volume	Route number	Weight
12/01/2022	Fresh Food Corporation P/L	8	5	PU	3.0	15	FL Cardboard	620
17/01/2022	Fresh Food Corporation P/L	8	4	PU	3.0	12	FL Cardboard	740
24/01/2022	Fresh Food Corporation P/L	8	5	PU	3.0	15	FL Cardboard	880
31/01/2022	Fresh Food Corporation P/L	8	4	PU	3.0	12	FL Cardboard	400
7/02/2022	Fresh Food Corporation P/L	8	7	PU	3.0	21	FL Cardboard	700
14/02/2022	Fresh Food Corporation P/L	8	5	PU	3.0	15	FL Cardboard	630
21/02/2022	Fresh Food Corporation P/L	8	5	PU	3.0	15	FL Cardboard	720
28/02/2022	Fresh Food Corporation P/L	8	7	PU	3.0	21	FL Cardboard	1190
7/03/2022	Fresh Food Corporation P/L	8	5	PU	3.0	15	FL Cardboard	1170
14/03/2022	Fresh Food Corporation P/L	8	8	PU	3.0	24	FL Cardboard	1170
21/03/2022	Fresh Food Corporation P/L	8	5	PU	3.0	15	FL Cardboard	560
28/03/2022	Fresh Food Corporation P/L	8	7	PU	3.0	21	FL Cardboard	1200
4/04/2022	Fresh Food Corporation P/L	8	6	PU	3.0	18	FL Cardboard	1060
11/04/2022	Fresh Food Corporation P/L	8	6	PU	3.0	18	FL Cardboard	960
18/04/2022	Fresh Food Corporation P/L	8	4	PU	3.0	12	FL Cardboard	480
25/04/2022	Fresh Food Corporation P/L	8	5	PU	3.0	15	FL Cardboard	1030
2/05/2022	Fresh Food Corporation P/L	8	5	PU	3.0	15	FL Cardboard	1190
9/05/2022	Fresh Food Corporation P/L	8	6	PU	3.0	18	FL Cardboard	1950
16/05/2022	Fresh Food Corporation P/L	8	6	PU	3.0	18	FL Cardboard	1140
23/05/2022	Fresh Food Corporation P/L	8	6	PU	3.0	18	FL Cardboard	290
30/05/2022	Fresh Food Corporation P/L	8	6	PU	3.0	18	FL Cardboard	1840
6/06/2022	Fresh Food Corporation P/L	8	8	PU	3.0	24	FL Cardboard	2220
13/06/2022	Fresh Food Corporation P/L	8	4	PU	3.0	12	FL Cardboard	560
20/06/2022	Fresh Food Corporation P/L	8	5	PU	3.0	15	FL Cardboard	1850
27/06/2022	Fresh Food Corporation P/L	8	5	PU	3.0	15	FL Cardboard	1310
4/07/2022	Fresh Food Corporation P/L	8	4	PU	3.0	12	FL Cardboard	980
11/07/2022	<b>Fresh Food Corporation P/L</b>	<b>8</b>	<b>3</b>	<b>PU</b>	<b>3.0</b>	<b>9</b>	<b>FL Cardboard</b>	<b>950</b>
18/07/2022	Fresh Food Corporation P/L	8	4	PU	3.0	12	FL Cardboard	1080
25/07/2022	Fresh Food Corporation P/L	8	5	PU	3.0	15	FL Cardboard	1110
1/08/2022	Fresh Food Corporation P/L	8	3	PU	3.0	9	FL Cardboard	430
8/08/2022	Fresh Food Corporation P/L	8	4	PU	3.0	12	FL Cardboard	1140
15/08/2022	Fresh Food Corporation P/L	8	5	PU	3.0	15	FL Cardboard	1010
22/08/2022	Fresh Food Corporation P/L	8	5	PU	3.0	15	FL Cardboard	1370
29/08/2022	Fresh Food Corporation P/L	8	4	PU	3.0	12	FL Cardboard	540
5/09/2022	Fresh Food Corporation P/L	8	4	PU	3.0	12	FL Cardboard	700
12/09/2022	Fresh Food Corporation P/L	8	5	PU	3.0	15	FL Cardboard	1660
19/09/2022	Fresh Food Corporation P/L	8	5	PU	3.0	15	FL Cardboard	670
26/09/2022	Fresh Food Corporation P/L	8	5	PU	3.0	15	FL Cardboard	1870
4/10/2022	Fresh Food Corporation P/L	8	7	PU	3.0	21	FL Cardboard	1820
10/10/2022	Fresh Food Corporation P/L	8	2	PU	3.0	6	FL Cardboard	390
17/10/2022	Fresh Food Corporation P/L	8	6	PU	3.0	18	FL Cardboard	1540
24/10/2022	Fresh Food Corporation P/L	8	5	PU	3.0	15	FL Cardboard	1010
31/10/2022	Fresh Food Corporation P/L	8	7	PU	3.0	21	FL Cardboard	1950
7/11/2022	Fresh Food Corporation P/L	8	7	PU	3.0	21	FL Cardboard	1350
14/11/2022	Fresh Food Corporation P/L	8	4	PU	3.0	12	FL Cardboard	980
21/11/2022	Fresh Food Corporation P/L	8	3	PU	3.0	9	FL Cardboard	1080
28/11/2022	Fresh Food Corporation P/L	8	6	PU	3.0	18	FL Cardboard	1540
5/12/2022	Fresh Food Corporation P/L	8	4	PU	3.0	12	FL Cardboard	700
12/12/2022	Fresh Food Corporation P/L	8	8	PU	3.0	24	FL Cardboard	2220
19/12/2022	Fresh Food Corporation P/L	8	3	PU	3.0	9	FL Cardboard	720
<b>Total</b>			<b>257</b>			<b>771</b>		<b>54670</b>

## Coffee Husks

Date	Customer Name	Qty Scheduled	Qty Serviced	Serv Type	Container Type	Bin Volume	Route number	Weight
2/02/2022	Fresh Food Corporation P/L	1	1	PU	Husk30m	30	Hook	6.2
16/02/2022	Fresh Food Corporation P/L	1	1	PU	Husk30m	30	Hook	6.5
17/03/2022	Fresh Food Corporation P/L	1	1	PU	Husk30m	30	Hook	7.2
22/03/2022	Fresh Food Corporation P/L	1	1	PU	Husk30m	30	Hook	6.44
29/03/2022	Fresh Food Corporation P/L	1	1	PU	Husk30m	30	Hook	6.2
1/04/2022	Fresh Food Corporation P/L	1	5	PU	Husk30m	30	Hook	1.33
18/04/2022	Fresh Food Corporation P/L	1	1	PU	Husk30m	30	Hook	6.2
26/04/2022	Fresh Food Corporation P/L	1	1	PU	Husk30m	30	Hook	6.8
3/05/2022	Fresh Food Corporation P/L	1	1	PU	Husk30m	30	Hook	6.1
20/05/2022	Fresh Food Corporation P/L	1	1	PU	Husk30m	30	Hook	6.8
27/05/2022	Fresh Food Corporation P/L	1	1	PU	Husk30m	30	Hook	6.2
6/06/2022	Fresh Food Corporation P/L	1	1	PU	Husk30m	30	Hook	6.2
21/06/2022	Fresh Food Corporation P/L	1	1	PU	Husk30m	30	Hook	5.7
18/07/2022	Fresh Food Corporation P/L	1	1	PU	Husk30m	30	Hook	6.0
15/08/2022	Fresh Food Corporation P/L	1	1	PU	Husk30m	30	Hook	7.0
30/08/2022	Fresh Food Corporation P/L	1	1	PU	Husk30m	30	Hook	6.5
13/09/2022	Fresh Food Corporation P/L	1	1	PU	Husk30m	30	Hook	5.2
4/10/2022	Fresh Food Corporation P/L	1	1	PU	Husk30m	30	Hook	5.2
25/10/2022	Fresh Food Corporation P/L	1	1	PU	Husk30m	30	Hook	5.5
9/11/2022	Fresh Food Corporation P/L	1	1	PU	Husk30m	30	Hook	5.2
17/11/2022	Fresh Food Corporation P/L	1	1	PU	Husk30m	30	Hook	2.7
5/12/2022	Fresh Food Corporation P/L	1	1	PU	Husk30m	30	Hook	6.1
<b>Total</b>			<b>26</b>			<b>660</b>		<b>127.27</b>

## The Husk Process

The husks have improved considerably over the past 12 months by removal of all contaminants, this was achieved by removing the green waste and filter bags from the hessian sacks and any other contaminants.

The material once collected is returned to our facility where it is decanted and blended with our compostable material, this process has become much easier as a clean stream and more acceptable at compost facilities.



## Commingle Recycling

Power has been working with glass recyclers and believe that a new process will be implemented as a separate glass recycling process.

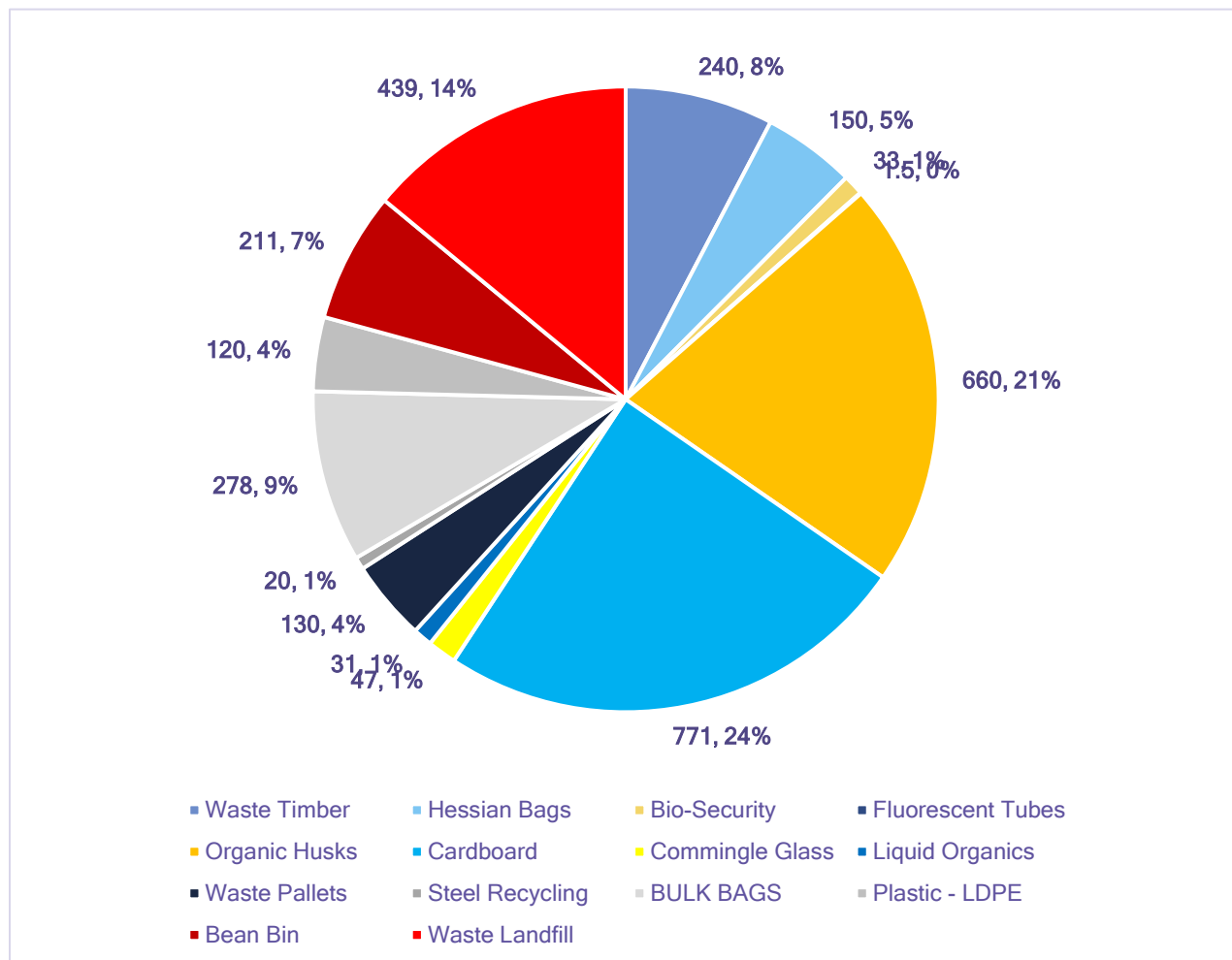
Date	Customer Name	Qty Scheduled	Qty Serviced	Serv Type	Container Type	Bin Volume	Route number	Weight
28/01/2022	Fresh Food Corporation P/L	3	3	PU	0.66	1.98	Commingle	290
28/01/2022	Fresh Food Corporation P/L	4	4	PU	0.24	0.96	Commingle	680
11/02/2022	Fresh Food Corporation P/L	3	4	PU	0.66	2.64	Commingle	550
11/02/2022	Fresh Food Corporation P/L	4	1	PU	0.24	0.24	Commingle	20
25/03/2022	Fresh Food Corporation P/L	3	4	PU	0.24	0.96	Commingle	750
25/03/2022	Fresh Food Corporation P/L	4	2	PU	0.24	0.48	Commingle	20
6/05/2022	Fresh Food Corporation P/L	3	2	PU	0.66	1.32	Commingle	380
6/05/2022	Fresh Food Corporation P/L	4	2	PU	0.24	0.48	Commingle	10
20/05/2022	Fresh Food Corporation P/L	3	3	PU	0.66	1.98	Commingle	520
20/05/2022	Fresh Food Corporation P/L	4	4	PU	0.24	0.96	Commingle	160
3/06/2022	Fresh Food Corporation P/L	3	1	PU	0.66	0.66	Commingle	170
3/06/2022	Fresh Food Corporation P/L	4	2	PU	0.24	0.48	Commingle	30
17/06/2022	Fresh Food Corporation P/L	3	3	PU	0.66	1.98	Commingle	420
17/06/2022	Fresh Food Corporation P/L	4	4	PU	0.24	0.96	Commingle	550
30/06/2022	Fresh Food Corporation P/L	3	3	PU	0.66	1.98	Commingle	350
30/06/2022	Fresh Food Corporation P/L	4	4	PU	0.24	0.96	Commingle	520
14/07/2022	Fresh Food Corporation P/L	3	3	PU	0.66	1.98	Commingle	570
14/07/2022	Fresh Food Corporation P/L	4	2	PU	0.24	0.48	Commingle	10
21/07/2022	Fresh Food Corporation P/L	3	2	PU	0.66	1.32	Commingle	380
21/07/2022	Fresh Food Corporation P/L	4	4	PU	0.24	0.96	Commingle	380
28/07/2022	Fresh Food Corporation P/L	3	1	PU	0.66	0.66	Commingle	200
28/07/2022	Fresh Food Corporation P/L	4	2	PU	0.24	0.48	Commingle	180
11/08/2022	Fresh Food Corporation P/L	3	3	PU	0.66	1.98	Commingle	520
18/08/2022	Fresh Food Corporation P/L	3	4	PU	0.66	2.64	Commingle	490
25/08/2022	Fresh Food Corporation P/L	3	3	PU	0.66	1.98	Commingle	540
25/08/2022	Fresh Food Corporation P/L	4	1	PU	0.24	0.24	Commingle	120
8/09/2022	Fresh Food Corporation P/L	3	1	PU	0.66	0.66	Commingle	200
8/09/2022	<b>Fresh Food Corporation P/L</b>	<b>4</b>	<b>1</b>	<b>PU</b>	<b>0.24</b>	<b>0.24</b>	Commingle	<b>80</b>
23/09/2022	Fresh Food Corporation P/L	3	1	PU	0.66	0.66	Commingle	160
23/09/2022	Fresh Food Corporation P/L	4	2	PU	0.24	0.48	Commingle	20
20/10/2022	Fresh Food Corporation P/L	3	2	PU	0.66	1.32	Commingle	170
20/10/2022	Fresh Food Corporation P/L	4	1	PU	0.24	0.24	Commingle	130
3/11/2022	Fresh Food Corporation P/L	3	1	PU	0.66	0.66	Commingle	170
3/11/2022	Fresh Food Corporation P/L	4	1	PU	0.24	0.24	Commingle	80
17/11/2022	Fresh Food Corporation P/L	3	3	PU	0.66	1.98	Commingle	520
17/11/2022	Fresh Food Corporation P/L	4	1	PU	0.24	0.24	Commingle	20
1/12/2022	Fresh Food Corporation P/L	3	1	PU	0.66	0.66	Commingle	340
6/12/2022	Fresh Food Corporation P/L	3	1	PU	0.66	0.66	Commingle	180
6/12/2022	Fresh Food Corporation P/L	4	4	PU	0.24	0.96	Commingle	60
13/12/2022	Fresh Food Corporation P/L	3	3	PU	0.66	1.98	Commingle	540
13/12/2022	Fresh Food Corporation P/L	4	4	PU	0.24	0.96	Commingle	270
27/12/2022	Fresh Food Corporation P/L	3	3	PU	0.66	1.98	Commingle	540
27/12/2022	Fresh Food Corporation P/L	4	4	PU	0.24	0.96	Commingle	380
<b>Total</b>			<b>105</b>			<b>46.62</b>		<b>12670</b>

## General Waste

Date	Customer Name	Qty Scheduled	Qty Serviced	Serv Type	Container Type	Bin Volume	Route number	Weight
21/01/2022	Fresh Food Corporation P/L	3	1	PU	4.5	4.5	Putrescible	230
28/01/2022	Fresh Food Corporation P/L	3	1	PU	4.5	4.5	Putrescible	350
4/02/2022	Fresh Food Corporation P/L	3	2	PU	4.5	9	Putrescible	540
11/02/2022	Fresh Food Corporation P/L	3	2	PU	4.5	9	Putrescible	510
18/02/2022	Fresh Food Corporation P/L	3	2	PU	4.5	9	Putrescible	550
25/02/2022	Fresh Food Corporation P/L	3	2	PU	4.5	9	Putrescible	330
4/03/2022	Fresh Food Corporation P/L	3	2	PU	4.5	9	Putrescible	570
10/03/2022	Fresh Food Corporation P/L	3	2	PU	4.5	9	Putrescible	570
18/03/2022	Fresh Food Corporation P/L	3	2	PU	4.5	9	Putrescible	580
25/03/2022	Fresh Food Corporation P/L	3	2	PU	4.5	9	Putrescible	530
1/04/2022	Fresh Food Corporation P/L	3	2	PU	4.5	9	Putrescible	630
8/04/2022	Fresh Food Corporation P/L	3	2	PU	4.5	9	Putrescible	560
14/04/2022	Fresh Food Corporation P/L	3	2	PU	4.5	9	Putrescible	420
22/04/2022	Fresh Food Corporation P/L	3	2	PU	4.5	9	Putrescible	410
29/04/2022	Fresh Food Corporation P/L	3	2	PU	4.5	9	Putrescible	290
6/05/2022	Fresh Food Corporation P/L	3	2	PU	4.5	9	Putrescible	510
13/05/2022	Fresh Food Corporation P/L	3	2	PU	4.5	9	Putrescible	490
19/05/2022	Fresh Food Corporation P/L	3	2	PU	4.5	9	Putrescible	550
27/05/2022	Fresh Food Corporation P/L	3	2	PU	4.5	9	Putrescible	580
3/06/2022	Fresh Food Corporation P/L	3	2	PU	4.5	9	Putrescible	670
10/06/2022	Fresh Food Corporation P/L	3	1	PU	4.5	4.5	Putrescible	270
17/06/2022	Fresh Food Corporation P/L	3	2	PU	4.5	9	Putrescible	450
23/06/2022	Fresh Food Corporation P/L	3	3	PU	4.5	13.5	Putrescible	650
30/06/2022	Fresh Food Corporation P/L	3	3	PU	0.66	1.98	Putrescible	95
7/07/2022	Fresh Food Corporation P/L	3	2	PU	4.5	9	Putrescible	690
14/07/2022	Fresh Food Corporation P/L	3	2	PU	4.5	9	Putrescible	400
21/07/2022	Fresh Food Corporation P/L	3	2	PU	4.5	9	Putrescible	430
28/07/2022	Fresh Food Corporation P/L	3	2	PU	4.5	9	Putrescible	580
4/08/2022	<b>Fresh Food Corporation P/L</b>	<b>2</b>	<b>2</b>	<b>PU</b>	<b>0.66</b>	<b>1.32</b>	Putrescible	<b>85</b>
4/08/2022	Fresh Food Corporation P/L	3	2	PU	4.5	9	Putrescible	590
11/08/2022	Fresh Food Corporation P/L	3	2	PU	4.5	9	Putrescible	290
18/08/2022	Fresh Food Corporation P/L	3	2	PU	4.5	9	Putrescible	360
25/08/2022	Fresh Food Corporation P/L	3	3	PU	4.5	13.5	Putrescible	620
1/09/2022	Fresh Food Corporation P/L	3	3	PU	4.5	13.5	Putrescible	610
8/09/2022	Fresh Food Corporation P/L	3	2	PU	4.5	9	Putrescible	450
9/09/2022	Fresh Food Corporation P/L	1	1	PU	4.5	4.5	Putrescible	270
15/09/2022	Fresh Food Corporation P/L	3	2	PU	4.5	9	Putrescible	360
23/09/2022	Fresh Food Corporation P/L	3	2	PU	4.5	9	Putrescible	420
29/09/2022	Fresh Food Corporation P/L	3	1	PU	4.5	4.5	Putrescible	270
6/10/2022	Fresh Food Corporation P/L	3	2	PU	4.5	9	Putrescible	410
13/10/2022	Fresh Food Corporation P/L	3	1	PU	4.5	4.5	Putrescible	390
20/10/2022	Fresh Food Corporation P/L	3	2	PU	4.5	9	Putrescible	560
27/10/2022	Fresh Food Corporation P/L	3	1	PU	4.5	4.5	Putrescible	320
3/11/2022	Fresh Food Corporation P/L	3	4	PU	4.5	18	Putrescible	790
10/11/2022	Fresh Food Corporation P/L	3	2	PU	4.5	9	Putrescible	450
17/11/2022	Fresh Food Corporation P/L	3	1	PU	4.5	4.5	Putrescible	240
24/11/2022	Fresh Food Corporation P/L	3	2	PU	4.5	9	Putrescible	460
8/12/2022	Fresh Food Corporation P/L	3	3	PU	4.5	13.5	Putrescible	650
15/12/2022	Fresh Food Corporation P/L	3	2	PU	4.5	9	Putrescible	430
22/12/2022	Fresh Food Corporation P/L	3	2	PU	4.5	9	Putrescible	660
29/12/2022	Fresh Food Corporation P/L	3	3	PU	4.5	13.5	Putrescible	620
<b>Total</b>			<b>102</b>			<b>439.8</b>		<b>23740</b>

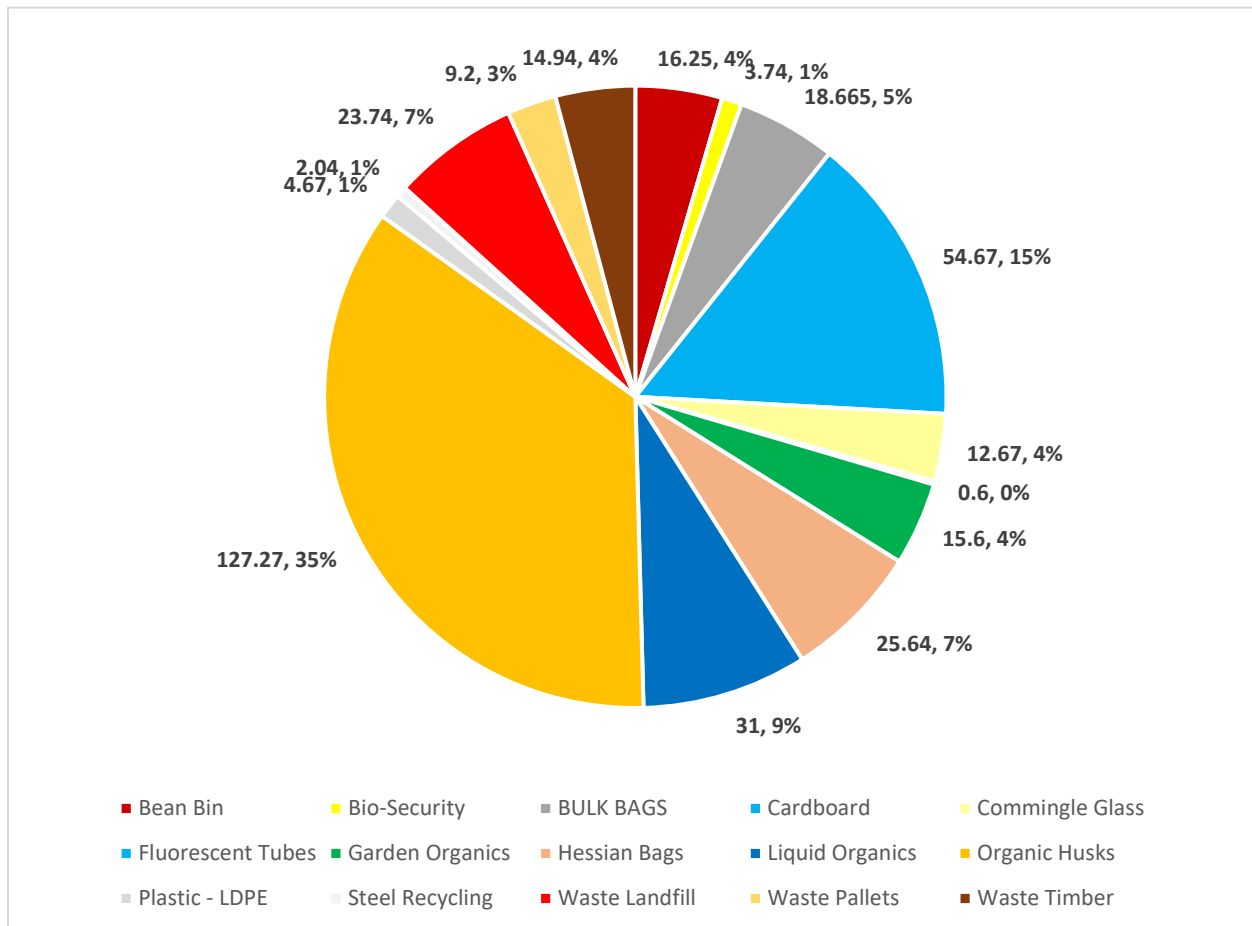
# PERFORMANCE GRAPHS

## PIE CHARTS BY VOLUME



Description	Volume	Percentage
Waste Timber	240	8
Hessian Bags	150	5
Biosecurity	33	1
Fluorescent Tubes	1.5	0
Organic Husks	660	21
Cardboard	771	25
Commingle Glass	47	2
Liquid Organics	31	1
Waste Pallets	130	2
Steel Recycling	20	1
BULK BAGS	278	9
Plastic - LDPE	120	4
Bean Bin	211	7
Waste Landfill	439	14
<b>Total</b>	<b>3131.5</b>	<b>100</b>

## PIE CHART BY WEIGHT

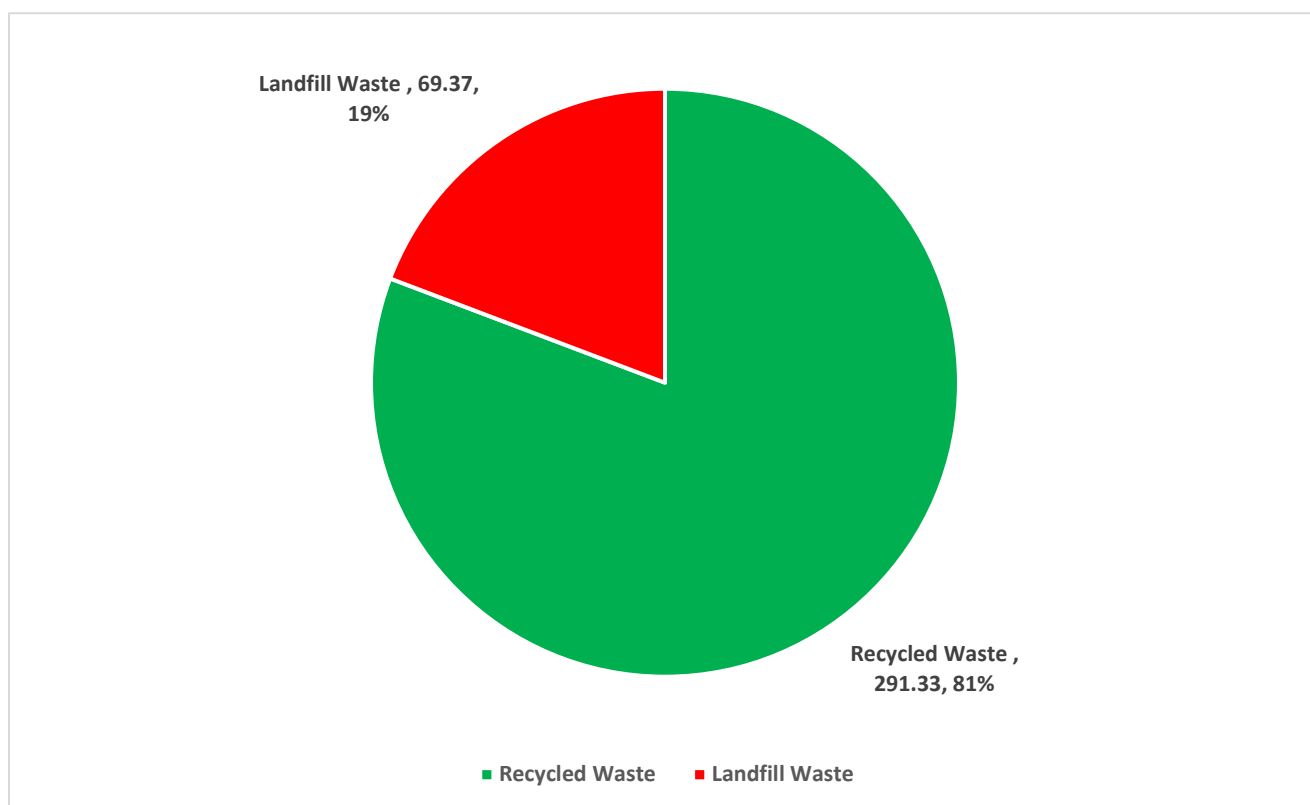


Description	Weight	Percentage
Bean Bin	16.25	4
Bio-Security	3.74	1
BULK BAGS	18.665	5
Cardboard	54.67	15
Commingle Glass	12.67	4
Fluorescent Tubes	0.6	0
Garden Organics	15.6	4
Hessian Bags	25.64	7
Liquid Organics	31	9
Organic Husks	127.27	35
Plastic - LDPE	4.67	1
Steel Recycling	2.04	1
Waste Landfill	23.74	7
Waste Pallets	9.2	3
Waste Timber	14.94	4
<b>Total</b>	<b>360.70</b>	<b>100</b>

# LANDFILL DIVERSION

FreshFoods has performed well and maintained a strong diversion ratio of waste from Landfill, there was a slight variation by increase of landfill as we now report on the inclusion of Biosecurity and hessian bag waste as additions for the 2022 year.

The Garden organics has been another great item to include in the diversion numbers, this material has now found its way to be successfully composted through our Clean and Green suppliers along with the coffee husks.



Description	Weight	Percentage
Recycled Waste	291.33	81
Landfill Waste	69.37	19
<b>Total</b>	<b>360.7</b>	<b>100</b>